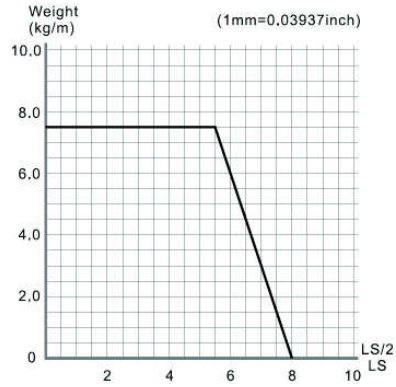
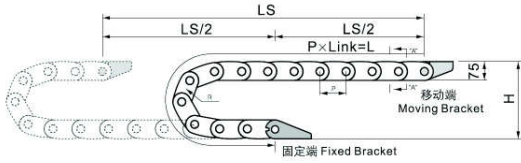


K5500/5550 series Installation Dimensions & Tech Data

Length calculation

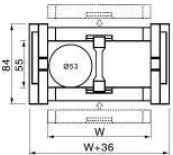


$$L = \frac{LS}{2} + \pi \times R + 364$$

L: Length
 R: bending Radius
 H: Installation Height
 P: Pitch
 364: Safety Length

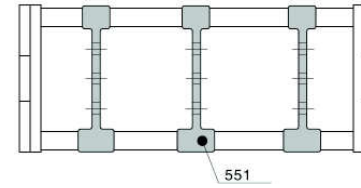
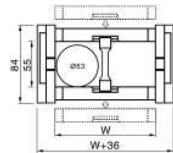
K5500 series can be open by both side

| Type | Inner width (mm) | Outer width (mm) | Bending radius(mm) | Pitch (mm) | Weight (kg) |
|--------------|------------------|------------------|---------------------|------------|-------------|
| 5500.100.□.0 | 100 | 145 | 150 200 250 300 350 | 91 | 3.90 |
| 5500.125.□.0 | 125 | 170 | 150 200 250 300 350 | 91 | 4.20 |
| 5500.150.□.0 | 150 | 195 | 150 200 250 300 350 | 91 | 4.50 |
| 5500.175.□.0 | 175 | 220 | 150 200 250 300 350 | 91 | 4.60 |
| 5500.200.□.0 | 200 | 245 | 150 200 250 300 350 | 91 | 4.70 |
| 5500.250.□.0 | 250 | 295 | 150 200 250 300 350 | 91 | 4.80 |
| 5500.300.□.0 | 300 | 345 | 150 200 250 300 350 | 91 | 4.90 |
| 5500.350.□.0 | 350 | 395 | 150 200 250 300 350 | 91 | 5.20 |
| 5500.400.□.0 | 400 | 445 | 150 200 250 300 350 | 91 | 5.50 |


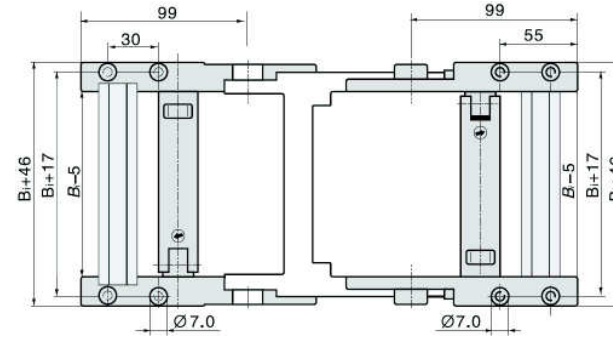


K5550 series can be open by both side

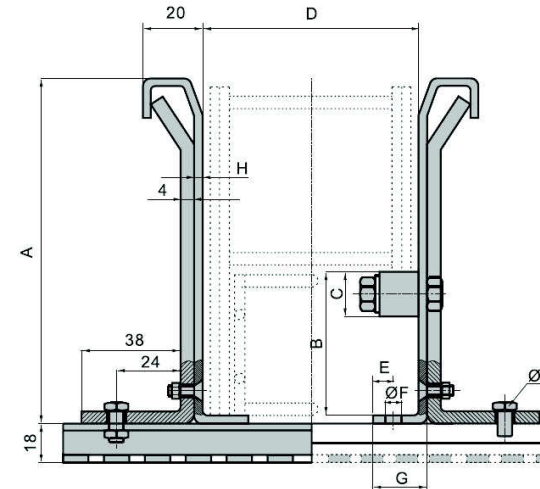

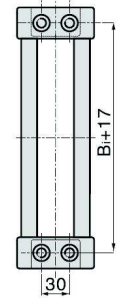
| Type | Inner width (mm) | Outer width (mm) | Bending radius(mm) | Pitch (mm) | Weight (kg) |
|--------------|------------------|------------------|---------------------|------------|-------------|
| 5550.100.□.0 | 100 | 145 | 150 200 250 300 350 | 91 | 4.50 |
| 5550.125.□.0 | 125 | 170 | 150 200 250 300 350 | 91 | 5.00 |
| 5550.150.□.0 | 150 | 195 | 150 200 250 300 350 | 91 | 5.40 |



Fixed bracket



Moving bracket



| | |
|--------------------------------|-----|
| Cable tray without slide strip | 1 |
| Cable tray with slide strip | 2 |
| A | 170 |
| B | 84 |
| C | 30 |
| D | * |
| E | 20 |
| F | 11 |
| G | 50 |
| H | 2 |